















OVERVIEW OF SYF 2017 ART EXHIBITION FRINGE ACTIVITY – ARTIST TALK
(6 JULY – 16 JULY 2017)

Date/ Time	Schools	Synopsis	
Thursday 6 July 2.30 p.m. - 3.30 p.m.	West Grove Primary School	<p>Space Monster</p> <p>Find out about SPACE MONSTER. What is so monstrous about this monster? How did student artists from West Grove Primary School get this idea? Hear from these students as they share with the audience their art experiences and the processes that they had gone through to arrive at their final artwork. Participants will also get to create a Space Monster of their own too!</p>	
Thursday 6 July 4.00 p.m. - 5.00 p.m.	Zhenghua Primary School	<p>Wonders of Life</p> <p>Are you intrigued by the wonders of Nature & Space? In this workshop, explore and learn how to transform a 2D drawing into a 3D art form with various materials. You and your friends will also collaborate on a mixed media collage that investigates the theme of "Nature & Space". What are you waiting for? Come and join the students from Zhenghua Primary School in this enriching art workshop!</p>	
Friday 7 July 2.30 p.m. - 3.30 p.m.	Xinghua Primary School	<p>The Blooming Colours of Our Singapore Tree</p> <p>Created using paper plates and other recyclables, this artwork celebrates the vibrancy of Singapore as a Garden City with unique individuals coming together as a community. Learn what inspired these young artists from Xinghua Primary School and play your part to decorate the canopy of the Singapore Tree with your uniquely designed colourful blooms!</p>	
Friday 7 July 4.00 p.m. - 5.00 p.m.	Punggol Primary School	<p>Ready, Camera, Action!</p> <p>Come, join our student artists as they talk about their favourite personal space at home. They will share about what they had learnt about the concept of space and perspectives in drawings to create a simple mixed media collage using modelling clay and other art materials. These student artists will also share their art learning experiences, their struggles and successes, during the art making process. Participants can look forward to making their own mixed media collage using a variety of art materials and create their own versions of their favourite personal spaces.</p>	

Date/ Time	Schools	Synopsis	
Saturday 8 July 11.30 a.m. - 12.30 p.m.	Paya Lebar Methodist Girls' School (Primary)	<p>Re-imagining Our Traditional Space</p> <p>Come listen to the Artist Talk titled 'Re-imagining Our Traditional Spaces', which aims to create awareness of our traditional culinary culture like 'Ang Ku Kueh' making among our young children. To many of our young generation, they have neither tasted nor heard of this traditional pastry. Through the Artist Talk, these student artists will bring the audience through their creative processes in re-imagining and re-creating the original form of 'Ang Ku Kueh' into creative creatures... coming alive! Participants will also have a chance to create their own creative creatures using the 'Ang Ku Kueh' mould and bring it home with them, becoming a way of safeguarding this traditional heritage and space in our culture through this activity.</p>	
Saturday 8 July 1.00 p.m. - 2.00 p.m.	Nanyang Primary School	<p>Our Centennial Village</p> <p>How does your school in your fantasy world look like? What would you imagine it to be? Come travel with us into the imaginary world of these young artists from Nanyang Primary School and mould creative objects you would see using clay and your imagination!</p>	
Saturday 8 July 2.30 p.m. - 3.30 p.m.	Changkat Primary School	<p>Our Floating House</p> <p>Exercise your imagination with cardboard and turn recyclables into cardboard art such as quirky-looking animals! What do you think the animals will say to us? Hear from the student artists from Changkat Primary School as they speak about the process of their art making.</p>	
Monday 10 July 2.30 p.m. - 3.30 p.m.	CHIJ Our Lady of The Nativity	<p>Once Upon a Trash Can</p> <p>Do you realise that our living space is being overwhelmed by tonnes of trash daily? Student artists from CHIJ Our Lady of The Nativity believe that they have the power as artists to help save Mother Earth by turning trash into something beautiful. Learn how to recycle used plastic bottles by transforming them into beautiful flowers. So, join these student artists at their enchanting workshop and be the difference, one piece of trash at a time!</p>	
Monday 10 July 4.00 p.m. - 5.00 p.m.	Tampines North Primary School	<p>White Spaces: Elements of Surprise</p> <p>This artwork conveys the student artists' desire to create an imaginary world where they can escape from the demands of their lives represented by the overlapping layers of papers. Journey with these student-artists as they share their source of inspiration and processes to express their thoughts through their Art. Let them take you into their world</p>	

Date/ Time	Schools	Synopsis	
		of enchanted creatures before you create your own elements of surprises amidst the white spaces with papers, textural materials and doodles!	
Tuesday 11 July 2.30 p.m. - 3.30 p.m.	Greenridge Primary School	<p>Shadows in the Shallows</p> <p>Our environment can be a source of inspiration for the designing of buildings. Join these student artists from Greenridge Primary School and be inspired to design your own building structures using lines, shapes and colours which are most suitable for this natural space.</p>	
Tuesday 11 July 4.00 p.m. - 5.00 p.m.	Yew Tee Primary School	<p>Our Chrysalis</p> <p>Would you like to learn how to draw your own silhouette? Unleash your creativity and learn how to express your personal space within your silhouette through your own schema and symbols. Come and learn how to draw your very own silhouette!</p>	
Wednesday 12 July 2.30 p.m. - 3.30 p.m.	Sengkang Green Primary School	<p>Take a Peek!</p> <p>Assessment books are part of students' lives. Do you know what goes on in their minds when they are with their assessment books? Let student artists from Seng Kang Green Primary School share with you what is in their minds. You will also get to create your own personal space through the art making process in 'Let's Take a Peek!'</p>	
Wednesday 12 July 4.00 p.m. - 5.00 p.m.	Mee Toh School	<p>Monster World</p> <p>Hear our primary 2 resident artists share their art making process of 'Pet Monster World!' They will be presenting their learning through this process accompanied by a PowerPoint presentation of pictures and video clips on discussions that happened during the workshop. Participants will be invited to join in the activity - Paper Bag Monster Making. So do come and join Mee Toh School in this fun and engaging session!</p>	
Thursday 13 July 2.30 p.m. - 3.30 p.m.	West View Primary School	<p>Home</p> <p>Learn about the many uses of cardboard in art making from this presentation. In this Artist Talk, you will be invited to use corrugated cardboard to create various relief sculptures, just like how our student artists had done for our Cardboard Relief Sculpture of a Home!</p>	

Date/ Time	Schools	Synopsis	
Thursday 13 July 4.00 p.m. - 5.00 p.m.	Boon Lay Garden Primary School	<p>The Place We Play, Learn and Grow Together</p> <p>Have you got the time to look at interesting places and buildings around your neighbourhood? Using simple shapes as the basis, students from Boon Lay Gardens Primary School have created a vibrant assemblage to showcase the place in which they play, learn and grow in together, as part of their school's 40th anniversary celebrations. Join them as they take you on a journey in their artwork creation using plasticine as the basic medium!</p>	
Friday 14 July 2.30 p.m. - 3.30 p.m.	Geylang Methodist School (Primary)	<p>Picasso's Pets</p> <p>Picasso's Pets was inspired by the creative imagination and interpretation of 'Space'. Primarily, these student artists see 'Space' as a private space where they can tap into their consciousness to explore thoughts and ideas influenced by the renowned artist, Mr Pablo Picasso. Being a creative man, what might his ideas of pets be like? How would he reconsider simplifying the textures of animals in his private space? Come and experience how you can do this with the student artists!</p>	
Friday 14 July 4.00 p.m. -- 5.00 p.m.	Fernvale Primary School	<p>Our Little Spaces</p> <p>In this Artist Talk, participants will be invited to make thorough observations of an artwork titled 'Our Little Spaces' with the aid of magnifying glasses. This will be followed by an art discussion with the student artists.</p> <p>As the artwork is about the student artists' stories and the little spaces that they cherish, participants will be able to make connections to their own life stories and explore art making through sharing of their stories. They will explore creating their cute 'Little Story Box' using air-dry dough before being assembled in a small box.</p>	
Saturday 15 July 11.30 a.m. - 12.30 p.m.	Farrer Park Primary School	<p>Our Favourite Space</p> <p>'Our Favourite Space' brings participants on a journey to discover the space around us. By observing our surroundings, we create patterns using shapes and lines based on our imagination. Come join the student artists from Farrer Park Primary School as they explore the art of creating patterns using markers inspired by the objects around us!</p>	

Date/ Time	Schools	Synopsis	
Saturday 15 July 1.00 p.m. - 2.00 p.m.	Poi Ching School	<p>Singapore, Our Common Space</p> <p>What is your identity that makes up the community? Join the Young Artists from Poi Ching School to place egg shells that represent each of you onto a large board. The pieces of each unique egg shell mosaic will then be collaboratively transformed into a gigantic collage of all races that symbolises the building of a community.</p>	
Saturday 15 July 2.30 p.m. - 3.30 p.m.	Naval Base Primary School	<p>Hidden Emotions</p> <p>Explore emotional spaces with students from Naval Base Primary and be enthralled with their artwork, "Now You See Me, Now You Don't!" Participants will get to experiment with colours to create their own personal magical portraits, as well as create their own special glasses to see the "magic" in their artwork.</p>	