
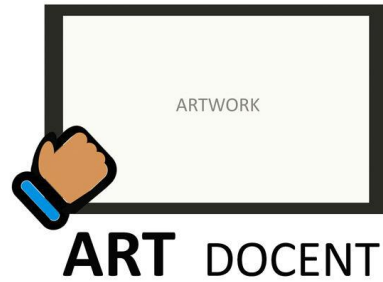


SINGAPORE YOUTH FESTIVAL 2017 ART EXHIBITION

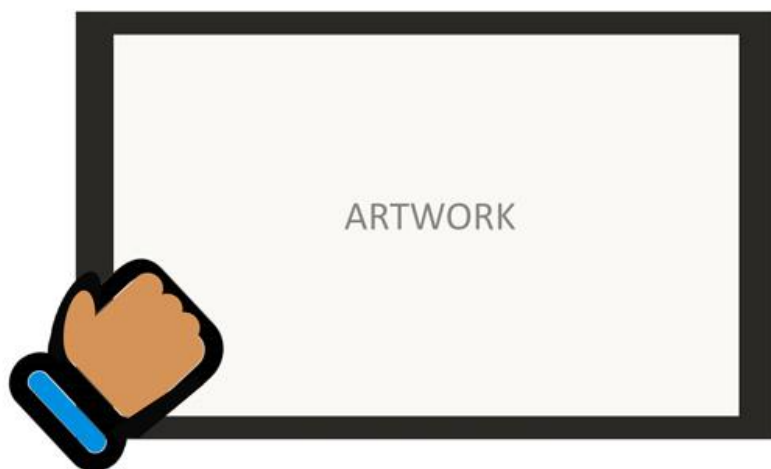
FRINGE ACTIVITY - Art Ambition



What do you want to be when you grow up? Do you have what it takes to be an Art Docent, Art Reporter, Art Photographer or Art Critic?

To have a career in art, you don't have to be perfect at drawing! There are many occupations in the world that use different kinds of skills where you can be creative and have fun, applying what you learnt in Art!

Pick one task card at the Art Ambition (AA) booth and learn to be, to know, to create, to share and to play!



ART DOCENT

Art docents plan and guide visitors through the collection of artworks showcased at exhibitions, helping them to gain knowledge and understanding of the artworks.

ART TASK

You have been tasked to be a **Docent** at the SYF 2017 Art Exhibition.

Here's how:

1. **Walk through the exhibition** to get a sense of the range of artworks on display.
2. **Pick at least one artwork** that you would like to present to any visitor at the exhibition. Find out more about the artwork(s) by reading the label and/or visit the SYF online gallery to look for more information.
3. **Plan your presentation.** Decide on 2-3 (interesting or memorable) key points about the artwork(s) that you would like to present.
4. **Stand in front of the artwork(s)** and look out and invite visitors to be your audience.
5. **Present your chosen artwork(s) to your audience.** Introduce yourself and the artwork. Guide your audience to view specific parts of the artwork and present your key points. Invite audience to share their thoughts and encourage them write to the artist(s) on the Artists Inspire Artists postcard.
6. **Thank your audience** for their support.



Art Reporters gather and present information of art exhibitions. They engage visitors at the exhibition by asking questions and facilitating discussions about the exhibition and artworks.

ART TASK

You have been tasked to be a **reporter** to cover a story on visitors' experiences at the SYF 2017 Art Exhibition.

Here's how:

1. **Gather information** for your story from the exhibition website and/or interview at least 5 visitors at the exhibition. Your questions may include the following:

Qn 1: Did you enjoy yourself at the SYF 2017 Art Exhibition? What makes you say so?

Qn 2: Can you name at least 1 artwork which captured your attention in this exhibition? Can you share why you chose it.

Qn 3: If you can meet the artist(s) of the artwork that you have captured your attention (mentioned in Qn 2), what would you want to ask or say to the artist(s)?


2. **Organise your information** using the 5 Ws 1 H to form the story:

Why was the exhibition held? **When** did it take place? **Where** was it held? **Who** was there? **What** happen at the exhibition? **How** did the visitors feel about the exhibition?

3. **Present your information**. You could either do a verbal recording (a phone camera will do!) or write to report your story.

Tips for you:

- Visit the SYF online gallery to find out more about each artwork.
- Politely introduce yourself and explain the task you have been given when you approach people to conduct your interview.



Art photographers capture and edit photographs of artworks on display, people, objects and the surroundings at an art exhibition venue.

ART TASK

You have been engaged as a **photographer** to capture and share the key highlights of the SYF 2017 Art Exhibition.

Here's how:

1. **Decide on a topic** to guide you in your photo taking.

Some ideas to get you started:

- Close-up portraits of your favourite artworks
- Artworks with the same _____ e.g. colour scheme, subject
- Things that remind you of _____ e.g. your family, school
- A scavenger-hunt list for a day at the exhibition - maybe an odd-shaped structure, or a big painting or vaguer targets like "something funny".

2. **Take at least 10 photographs** based on the topic you have chosen.

3. **Select and put your photographs together** (i.e. create a montage or collage) based on the topic you have chosen to present your work.

4. **Share your photographs** with your friends and teachers. Talk about your photographs. Why did you choose to take these photographs? What are you trying to say?

Tips for you:

- It doesn't matter what kind of camera you use. You can also use smart phone or tablet with camera functions.
- Try to explore a variety and interesting angles where possible.
- Respect other people's privacy— Politely ask and never snap pics of someone without permission.



Art Critics review and evaluate art. They comment on art exhibitions and artworks through talks or writing reviews that are published in magazines, newspapers or online.

ART TASK

You have been engaged as an **Art Critic** to write a review on the SYF 2017 Art Exhibition.

Here's how:

1. **Walk through the exhibition.** Observe the exhibition set up and the range of artworks on display.
2. **Jot down what you observe** e.g. theme, subject matter in artworks, design and layout of the exhibition. Or talk to other visitors to hear their thoughts and observations.
3. **Select two of your favourite artworks.** Compare and Contrast the two artworks. Are there any similarities/differences between these artworks? Which artwork do you prefer? Explain why you chose it.
4. **Write your review.** Include an overview of what you observe at the exhibition, an analysis of your two favourite artworks and your personal reflections about the exhibition.
5. **Share your review** with your family, teacher and friends in school.